

Modern Holiday Sheet Music  
November 7, 2015

**Book #1:**  
**Score with Chords in C**  
For Piano and Guitar

<u>Number</u>	<u>Title</u>		<u>Page</u>
1	Carol of the Bells		2
		Capo III	4
2	Chipmunk Song		6
3	Have Yourself a Merry Little Christmas (solo version)		8
4	Holly Jolly Christmas		10
5	Jingle Bells		12
6	Let it Snow!		14
7	Rockin' Around the Christmas Tree		16
8	Santa Claus is Coming to Town		18

# Carol of the Bells

Leontivich Arr. Wilhousky

Hark! How the bells, sweet sil-ver bells, all seem to say, "throw cares a-way." Christ-mas is here  
*pp* *pp* sempre cresc.

bring-ing good cheer, to young and old, meek and the bold. Ding, dong, ding, dong, that is there song,  
*p* *p* sempre cresc.

11 *Cm* *Gm* *Cm*  
 with joy-ful ring, all car-ol-ing. One seems to hear words of good cheer from ev-'ry-where,  
*mf*

16 *Gm*  
 fill-ing the air. Oh, how they pound, rais-ing the sound, o'er hill and dale, tell-ing their tale.  
*f*

21 *Dm*  
 Gai-ly they ring, while peo-ple sing, songs of good cheer, Christ-mas is here! Mer-ry, mer-ry, mer-ry,  
*ff* *f*

### Carol of the Bells

26

Gm7 Cm

mer-ry Christ-mas! Mer-ry, mer-ry, mer-ry, mer-ry Christ-mas! On, on they send, on, with-out end,

dim.

31

Gm7 Cm Gm

1.

their joy-ful tone to eve-ry home. Hark! how the bells, sweet sil-ver bells, all seem to say,

*pp*

Gm

36

2.

"throw cares a - way." Dong. dim. *ppp*

41

Ding, dong, ding, dong.

*mf*

# Carol of the Bells

Leontivich Arr. Wilhousky

Capo III

Musical score for the first system (measures 1-5). The key signature has two flats (B-flat and E-flat), and the time signature is 3/4. The melody is in the treble clef, and the bass line is in the bass clef. The lyrics are: "Hark! How the bells, sweet sil-ver bells, all seem to say, 'throw cares a-way.'" followed by a repeat sign and "Christ-mas is here *pp* sempre cresc."

Musical score for the second system (measures 6-10). The melody continues in the treble clef. The lyrics are: "bring-ing good cheer, to young and old, meek and the bold. Ding, dong, ding, dong, that is there song, *p* sempre cresc."

Musical score for the third system (measures 11-15). The key signature changes to one flat (B-flat). The melody is in the treble clef. The lyrics are: "with joy-ful ring, all car-ol-ing. One seems to hear words of good cheer from ev-'ry'-where, *mf*"

Chord markings above the staff: Am, Em, Am

Musical score for the fourth system (measures 16-20). The melody is in the treble clef. The lyrics are: "fill-ing the air. Oh, how they pound, rais-ing the sound, o'er hill and dale, tell-ing their tale. *f*"

Chord marking above the staff: Em

Musical score for the fifth system (measures 21-25). The key signature changes to no flats (C major). The melody is in the treble clef. The lyrics are: "Gai-ly they ring, while peo-ple sing, songs of good cheer, Christ-mas is here! Mer-ry, mer-ry, mer-ry, *f*"

Chord marking above the staff: Bm

## Carol of the Bells

26

Em7 Am

mer-ry Christ-mas! Mer-ry, mer-ry, mer-ry, mer-ry Christ-mas! On, on they send, dim. on, with-out end,

Em Am Em

31

1.

their joy-ful tone to eve-ry home. Hark! how the bells, sweet sil-ver bells, all seem to say,

*pp*

Em

36

2.

"throw cares a - way." Dong. dim. *ppp*

41

Ding, *mf* dong, ding, dong.

# The Chipmunk Song

Transposed down to G

Bagdasarian

D7 G

Christ - mas, Christ - mas,

7 D7 G

time is near, time for toys and time for cheer.

13 D7

We've been good but we can't last, hur - ry Christ - mas,

19 G

hur - ry fast! Want a plane that loops the loop;

# The Chipmunk Song

25

G7 C Cm

me I want a hu - la hoop. We can hard - ly

Detailed description: This block contains the first system of musical notation, measures 25 through 30. It features a treble clef with a key signature of one sharp (F#) and a bass clef. The melody in the treble clef consists of quarter notes: G4, A4, B4, C5, B4, A4, G4. The lyrics are: "me I want a hu - la hoop. We can hard - ly". The bass line consists of chords: G7, F#m7b9, G7, F#m7b9, G7, F#m7b9, G7, F#m7b9. Chord symbols G7, C, and Cm are placed above the staff.

31

G A7 Am D7 G

stand the wait, please Christ - mas don't be late.

Detailed description: This block contains the second system of musical notation, measures 31 through 36. It features a treble clef with a key signature of one sharp (F#) and a bass clef. The melody in the treble clef consists of quarter notes: G4, A4, B4, C5, B4, A4, G4, followed by a half note G4. The lyrics are: "stand the wait, please Christ - mas don't be late.". The bass line consists of chords: G, F#m7b9, G, F#m7b9, G, F#m7b9, G, F#m7b9. Chord symbols G, A7, Am, D7, and G are placed above the staff.

# Have Yourself a Merry Little Christmas

Martin and Blane

Solo

Have your-self a \_\_\_\_\_ merry little Christmas, let your heart be \_\_\_\_\_ light, \_\_\_\_\_ from now on our

G Em7 Am7 D7 G Em7 Am7 D7 G Em

\_\_\_\_\_ trou-les will be out of sight. \_\_\_\_\_ Have your-self a \_\_\_\_\_ mer-ry lit-tle Christ-mas,

Am7 B7 E7 A7 D7 G Em7 Am7 D7

make the yule tide \_\_\_\_\_ gay, \_\_\_\_\_ from now on our \_\_\_\_\_ trou-les will be miles a - way. \_\_\_\_\_

G Em7 Am7 D7 G Em Am7 B7 Em

\_\_\_\_\_ Here we are as in old-en days, hap-py \_\_\_\_\_ gold-en days \_\_\_\_\_ of yore,

Dm7 G7 C Cm G Am7 D Bm G



# Have Yourself a Merry Little Christmas

21

faith-ful friends who are dear to us gath-er near to us — once — more. — Through the years we

21 Em F#7 Bm D Em A7 Am7 D7 G Em7

26

— all will be to-geth-er, if the Fates al - low, — hang a shin-ing — star up-on the high - est

26 Am7 D7 G Em7 Am7 D7 G Em Am7 B7

31

bough, — and have your-self a mer - ry lit-tle Christ - mas

31 Em G C Em Am7 D7

35

now. —

35 G

# A Holly Jolly Christmas

Johnny Marks  
G7

C

Have a hol - ly jol - ly Christmas, it's the best time of the year.

5 C

I don't know if there'll be snow but have a cup of cheer.

9 G7

hol - ly jol - ly Christ - mas, and when you walk down the street

13 C

say hel - lo to friends you know and ev - r'y one you meet.

17 F Em F C

Oh, ho, the mis - tle - toe hung where you can see.

# A Holly Jolly Christmas

21 Dm Am D7 G7

Some - bod - y waits for you, kiss her once for me. Have a

25 C G7

hol - ly jol - ly Christ - mas, and in case you did - n't hear

29 C D7 G7 C G7

Oh, by gol-ly, have a hol - ly jol - ly Christ - mas this year. Have a

33 2.D7 G7 C G7 C

Christ - mas - this year.

# Jingle Bells

Pierpoint

Musical notation for the first system of 'Jingle Bells'. The score is in G major (one sharp) and 2/4 time. It consists of a treble clef staff with a melody and a bass clef staff with a simple accompaniment. The lyrics are: Dash-ing through the snow in a one horse o - pen sleigh, day or two a go, I thought I'd take a ride, and Now the ground is white, go it while you're young,

5

Musical notation for the second system of 'Jingle Bells'. The score continues with the same notation as the first system. The lyrics are: o'er the fields we go, laugh - ing all the way. soon Miss Fan - ny to - Bright night was and seat - ed by my side, the take the girls to - night and sing this sleigh - ing song. the Just

9

Musical notation for the third system of 'Jingle Bells'. The score continues with the same notation. The lyrics are: Bells on bob - tail ring mak - ing spir - it bright, horse was lean and lank, mis - for - tune seemed his lot, get a bob - tailed bay two for - ty as his speed, what he and

13

Musical notation for the fourth system of 'Jingle Bells'. The score concludes with the same notation. The lyrics are: fun it is to ride and sing a sleigh - ing song to - night! Oh! got in to a drift - ed bank and then we got up - sot! Oh! hitch him to an o - pen sleigh and crack! you'll take the lead! Oh!

## Jingle Bells

17

Jin - gle bells, jin - gle bells, jin - gle all the way,

This system contains measures 17 through 20. The melody is in the treble clef with a key signature of one sharp (F#). The lyrics are: "Jin - gle bells, jin - gle bells, jin - gle all the way,". The bass line is in the bass clef with the same key signature, featuring a simple accompaniment of quarter notes.

21

oh what fun it is to ride in a one horse o - pen sleigh, o

This system contains measures 21 through 24. The melody continues in the treble clef. The lyrics are: "oh what fun it is to ride in a one horse o - pen sleigh, o". The bass line continues with quarter notes.

25

Jin - gle bells, jin - gle bells, jin - gle all the way,

This system contains measures 25 through 28. The melody repeats the first phrase. The lyrics are: "Jin - gle bells, jin - gle bells, jin - gle all the way,". The bass line continues with quarter notes.

29

oh what fun it is to ride in a one-horse o - pen sleigh. A sleigh.

1, 2. 3.

This system contains measures 29 through 32. The melody concludes with a triplet of eighth notes. The lyrics are: "oh what fun it is to ride in a one-horse o - pen sleigh. A sleigh." The first ending is marked with a double bar line and repeat dots, with first and second endings leading to the final ending. The bass line continues with quarter notes.

# Let It Snow in F

Styne

Moderate Swing

F C F C D

Oh, the weath-er out side is fright-ful, but the fire is so de-light-ful, and

5 Gm D7 Gm C7 F  
since we've no place to go, let it snow! Let it snow! Let it snow! It

9 F C F C D  
does-n't show signs of stop-ping, and I brought some corn for pop-ping. The

13 Gm D7 Gm C7 F  
lights are turned way down low; let it snow! Let it snow! Let it snow! When we

17 C Dm7 G7 C  
fi-nal-ly kiss good-night, how I'll hate go-ing out in the storm! But if you'll real-ly hold me

## Let It Snow in F

2

22

A7 D7 G7 C7 F C F

tight, all the way home I'll be warm. The fi-re is slow-ly dy-ing, and my

27

C D Gm D7 Gm C7

dear, we're still good - bye-ing, but as long as you love me so, let it snow! Let it snow! Let it

32

F C7 F

snow! Let it snow! Let it snow! Let it snow!

The image shows a musical score for the song 'Let It Snow in F'. It consists of three systems of music, each with a vocal line and a piano accompaniment. The first system (measures 22-26) has a vocal line starting with 'tight, all the way home I'll be warm. The fi-re is slow-ly dy-ing, and my' and a piano accompaniment with chords A7, D7, G7, C7, F, C, and F. The second system (measures 27-31) has a vocal line 'dear, we're still good - bye-ing, but as long as you love me so, let it snow! Let it snow! Let it' and a piano accompaniment with chords C, D, Gm, D7, Gm, and C7. The third system (measures 32-34) has a vocal line 'snow! Let it snow! Let it snow! Let it snow!' and a piano accompaniment with chords F, C7, and F. The score is written in a key signature of one flat (Bb) and a common time signature (C).

# ROCKIN' AROUND THE CHRISTMAS TREE

Moderate Swing

Words and Music by  
JOHNNY MARKS

Moderately with a rock

The musical score is written in 4/4 time with a key signature of one flat (B-flat). It consists of four systems of music, each with a vocal line and a piano accompaniment. The tempo is 'Moderately with a rock'. The score includes guitar chord diagrams for C major and G7. The lyrics are: 'Rock-in' a - round the Christ-mas tree... at the Christ-mas par - ty hop. 5 Mis-tle-toe hung where you can see... ev-'ry cou - ple tries to stop. 9 Rock-in' a - round the Christ-mas tree, - let the Christ-mas spir - it ring. 13 Lat - er we'll have some pump-kin pie... and we'll do some car - ol - ing.'

**C**  
 Rock-in' a - round the Christ-mas tree... at the Christ-mas par - ty hop.

**G7**  
 5 Mis-tle-toe hung where you can see... ev-'ry cou - ple tries to stop.

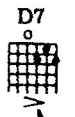
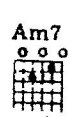

**C**  
 9 Rock-in' a - round the Christ-mas tree, - let the Christ-mas spir - it ring.

**G7**  
 13 Lat - er we'll have some pump-kin pie... and we'll do some car - ol - ing.

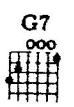




You will get a sen - ti - men - tal feel - ing when you hear

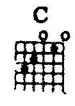


21 voic - es sing - ing, "Let's be jol - ly, Deck the halls with boughs of hol - ly".



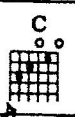
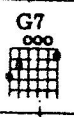
25 Rock-in' a - round the Christ-mas tree. — Have a hap - py hol - i - day.

1.



Ev -'ry - one danc - ing mer - ri - ly — in the new old fash - ioned way.

2.



new old fash - ioned way. *cresc.* *sfz*

# Santa Claus is Comin' to Town

Coots and Gillespie

Moderate Swing

Transposed up to C

C C7 F Fm C C7 F Fm

You bet-ter watch out, you bet-ter not cry, bet-ter not pout, I'm tel-ling you why;

5 C Am Dm G7 C G7

San - ta - Claus is com - in' to town. He's

9 C C7 F Fm C C7 F Fm

mak-ing a list and check-ing it twice, Gon-na find out who's naught-y and nice

13 C Am Dm G7 C

San - ta Claus is com - in' to town. - - He

17 C7 F C7 F

sees you when you're sleep - in', He knows when you're a - wake, - Hw

21 D7 G Am7 D7 G G7

knows if you've been bad or good, so be good for good - ness sake. Oh! You

25 C C7 F Fm C C7 F Fm

bet-ter watch out, you bet-ter not cry, bet-ter not pout, I'm tel-ling you why:

29 C Am Dm G7 C

San - ta Claus is com - in' to town.